



St Lawrence's Primary School Bluff Point

Pre Primary Information



School Vision Statement

*With Christ as our model, we seek to nurture our
community in an environment that enables all to
grow.*

Welcome

St. Lawrence's Pre Primary extends a warm welcome to you and your family for the school year. This booklet is designed to assist you to become acquainted with St Lawrence's Pre Primary.

School Times

Please wait with your child outside the Pre-Primary gates until classroom doors open at 8.30am. The school day begins at 8.45am and concludes at 3.00pm. Morning and afternoon school drop off is on the Pre-Primary playground side.

Program

A play based learning approach integrated with explicit teaching is adopted at St Lawrence's. Your child will learn through a carefully planned balance of play experiences integrated with explicit teaching.

When planning units of work the teachers use data to inform them of the required content relevant to the development of your child.

Requirements

Your child needs to bring each day -

- **WATER BOTTLE:** Water please, no fruit juice or cordial.
- **HAT:** Children must have a hat in their bag for every session 'NO HAT, NO PLAY.' This policy is enforced all year.
- **SUNSCREEN:** Please ensure you apply sunscreen to your child
- **MORNING TEA & LUNCH:** Provide children with a nutritious morning tea and lunch
- **SCHOOL BAG:** Large enough to hold, lunch box, water bottle and spare clothes

Please label the bag, water bottle, hat and lunch box with your child's name.



What will your child learn in Pre Primary?

Pre-Primary education is based on the knowledge that young children learn through play, by interaction with objects and people in their environment. The Pre-Primary learning environment in a Catholic School offers opportunities which help each child develop emotionally, spiritually, socially, physically and cognitively, by providing and co-coordinating learning opportunities and experiences that develop:

- an awareness of the mystery of God
- early reading (read simple familiar texts) and writing skills
- identification of capital and lower case letters and sounds
- a positive self concept
- social relationships
- responsibility and independence
- motor and co-ordination skills
- auditory discrimination
- visual and motor perceptual skills
- oral and written language skills
- partnerships with parents in their child's education
- knowledge and skills of phonological awareness
- fluency in counting and number recognition



Learning Experiences

Opportunities for learning are provided in both indoor and outdoor environments.

The Western Australian Religious Education Guidelines are followed with the emphasis on an informal introductory approach to God and prayer.

The Western Australian Curriculum is used to plan for and assess learning experiences in Pre Primary. Literacy and Numeracy dedicated times are provided for intentional teaching with the environment supporting this through activities in the form of painting, construction, collage, play dough, puzzles and technology.

Pre Primary follow the early childhood mathematics program, *Stepping Stones*. Phonics will be explicitly taught and this is continued in Years 1 and 2.

Outdoor time is utilised to reinforce teaching of literacy, numeracy, social and problem solving skills. Development of gross motor skills and physical movement are considered carefully in planning the outdoor environment.

Each week the Pre-Primary children will visit the library to exchange books. They will also attend lessons with the Health and Physical Education, Music, Art and Dance Specialist teachers.



You Can Help By...

- Discussing with us any information which will help us to understand your child.
- Arriving at school on time BEFORE 8.45am to allow your child time to settle and greet peers and teachers. Classroom doors will open at 8.30am.
- Reading to your child daily.
- Using lower case letters when printing your child's name eg: Lisa, Bruce not LISA, BRUCE.
- Ensuring lunches and snacks are healthy and nutritious; try to save lollies and chocolates for treats on special occasions. In keeping with the school's sustainability practices, please try to keep single use packaging to a minimum.
- Engage with your child's learning
- Acknowledging your child's efforts and setting realistic goals.
- Accepting that making mistakes is part of learning.
- Ensuring adequate sleep and establishing consistent home routines
- Using consistent discipline and encouraging self control.
- Encouraging independence in your child by making them responsible for their own belongings, e.g. carrying their own bag and placing it on the bench outside the classroom themselves.



QUESTIONS, PROBLEMS, DIFFICULTIES


If you have any queries, please do not hesitate to ask the teacher. The class teacher should be your first point of contact regarding any class related enquiries.

Birthdays

The children enjoy celebrating their birthday with their friends. Treats are more than welcome at Pre Primary, PURCHASED and SEALED treats, e.g. 'Freddo Frogs' etc are a suitable option.

Please be aware that we do have children highly allergic to nuts in the school.

Birthday invitations are not to be sent to school for distribution. They can be given to the parents discreetly outside the classroom or placed in children's take home folders.




Parent / Teacher Communication

You will be offered formal opportunities to discuss your child's academic and social progress during the year. You are welcome to make an appointment to discuss concerns with the teacher at a mutually suitable time.

As you can appreciate, the mornings are very busy and it is difficult for teachers to discuss concerns immediately before school, without an appointment.

Seesaw is the School's preferred mode of electronic communication. At the start of the year you will receive a code for you to log into your class account. You will be able to communicate directly with your child's teacher regarding daily matters. Important information will also be posted via Seesaw.

The school newsletter is published fortnightly and is made available to families via Schoolzine, download the SZapp on your phone  (code 2733) or access via website. A link to the newsletter will also be accessible on Seesaw and Facebook.

Health & Wellbeing

Children enjoy coming to Pre Primary and will often still want to come to school when they are sick. Please insist that they stay at home if they are unwell. We ask for your assistance to help minimise the spread of colds, flu and gastro viruses in Pre Primary. If we feel your child is too unwell to be at school, you will be contacted to collect them.

If your child suffers from a medical condition or any allergic reactions, please make sure these are recorded on the enrolment form and provide up to date Action Plans to the office and medications to your child's teacher.

INFECTIOUS DISEASES

MUMPS	Re-admit child on medical certificate from Doctor.
MEASLES	Re-admit child, if well, on a medical certificate or at least 7 days from appearance of rash.
CHICKEN POX	Re-admit when scabs have healed and child has sufficiently recovered.
IMPETIGO (School Sores)	Exclude from school until effective treatment given, including the proper use of dressings.
CONJUNCTIVITIS	Re-admit when medically controlled. Exclude from school until discharge from eyes has ceased.
LICE	Exclude from school until effective treatment has been given and nits are removed from hair.
RINGWORM	Exclude from school until lesions have cleared or on advice from a Doctor.

Check with your local Doctor if you are unsure of the illness your child has. Please notify the Pre-Primary if your child succumbs to any of the above as this assists us in monitoring the other children.

MEDICAL CHECK

The Community Health Clinic staff and School Dental Service examine the children throughout the year, specifically checking hearing, sight and oral health. Parental authorisation is required from both Clinics. These forms will be sent home to be completed, before screening can begin.

DENTAL CLINIC

Children attend the Bluff Point Dental clinic throughout the year. An appointment card is sent home with each child.

ABSENTEES

An attendance roll is marked twice daily. If your child is absent, an SMS message will be sent to guardians. A written note or online notification (see our website: www.stlps.wa.edu.au >Contact us >Absent note tab) is required. Please direct all calls/notifications directly to the office. Should your child be arriving after 8.45am or leaving school premises before 3.00pm, it is a legal requirement for all children to be tagged in and out using the electronic kiosk located in the front office.



Nut Aware School

Please note, that due to the prevalence of nut allergies in our community, St Lawrence's is a **nut aware** school. Therefore we ask that you:

- Refrain from sending foods containing nuts for your child's morning tea and lunch.
- Foods that may contain peanuts and tree nuts include:
- Peanut butter
- Nutella
- Nut bars
- Muesli Bars
- Biscuits

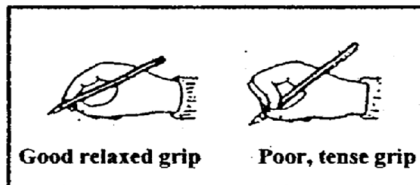
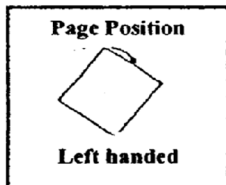
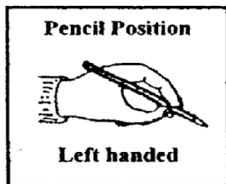
Handwriting

The basis of handwriting is correct pencil grip and correct letter formation.

Correct Grip

Make sure your children know the correct grip from the start. A poor grip can become a life time habit surprisingly quickly. Gently encourage children who find the correct grip difficult, until they get it right.

The pictures below show the correct pencil grip. Please note that the hand rests on the table at all times.

































































Letter formation

Your children's first writing experience is often in writing their own name. This is a word that they will write millions of times. It is vital to form it correctly from the start.

FORMATIONS

Foundation Print

 Around, up, down	 Down, up, around	 Around	 Around, up, down	 Around, around	 Around, down, lift, cross	 Around, up, down, around	 Down, up, around, down	 Down, lift, dot	
 Down, lift, back to the top, down, lift, across	 Down, lift, back to the top, around and around	 Around	 Down, lift, back to the top, around	 Down, across, lift, back to the top, across, across	 Down, lift, back to the top, across, across	 Around, up, down	 Down, lift, back to the top, down, lift, across	 Down, lift, cross top, cross bottom	
 Down, around, lift, dot	 Down, up, around, touch, down	 Down	 Down, up, around & down, up, around & down	 Down, up, around & down	 Around	 Down, up, around	 Around, up, down, kick	 Down, up, across	
 Down, around	 Down, lift, back to the top, in, out	 Down, across	 Down, lift, back to the top, down, up, down	 Down, lift, back to the top, down, up	 Around	 Down, lift, back to the top, around	 Around, lift, cross	 Down, lift, back to the top, around, out	
 Around and around	 Down, lift, cross	 Down, around, up, down	 Down, around, up	 Down, around, up, down, around, up	 Down, lift, up	 Down, around, up, down, around	 Across, down, across		
 Around and around	 Down, lift, cross	 Down, around, up, down	 Down, up	 Down, up, down, up	 Down, lift, up	 Down, lift, down	 Across, down, across		
 Around	 Down	 Around, down, across	 Around, around	 Down, across, lift, down	 Down, around, lift, across	 Down, around	 Across, down	 Around, around, join	 Around, down

What to Wear

- ‘Little Lawries’ t-shirts are available for purchase at Total Uniforms and make an excellent clothing option for Pre-Primary (not compulsory).



- Suncare - Children must wear hats during outside play. The **‘NO HAT, NO PLAY’** rule applies at Pre-Primary.

Please apply sunscreen to your children before school. Please do not leave sunscreen in your child’s bag. There is sunscreen in the class for children to re-apply during the day.

- In the interest of **sun safety**, shoulders must be covered - **no strappy dresses or singlet tops are to be worn.**
- Clothing needs to be manageable to promote independent dressing and toileting.
- Laundry - because we encourage creative sensory play, your child’s clothing may be stained. Please consider this when dressing for Pre Primary.
- Footwear - please ensure that your child is wearing shoes they can manage independently.
- Hair longer than shoulder length is to be tied back.
- One pair of plain sleepers may be worn in ears. 1 plain, simple, metal ring may be worn.
- Spare clothes (toileting accidents do happen). Please ensure your child has a full set of spare clothes in their bag every day.

PLEASE ENSURE THAT ALL ITEMS OF CLOTHING, INCLUDING SHOES, ARE CLEARLY MARKED WITH YOUR CHILD’S NAME.

St Lawrence's School Prayer

*Jesus, you had things to learn
when you were young.
Whatever we do each day,
help us always to do our best.
We thank you for our school, all the staff,
children, parents and everyone who helps us.
St Lawrence was thoughtful and kind.
May we learn to be like him.
We ask you to help us live our school motto,
"Love and Serve the Lord."*

